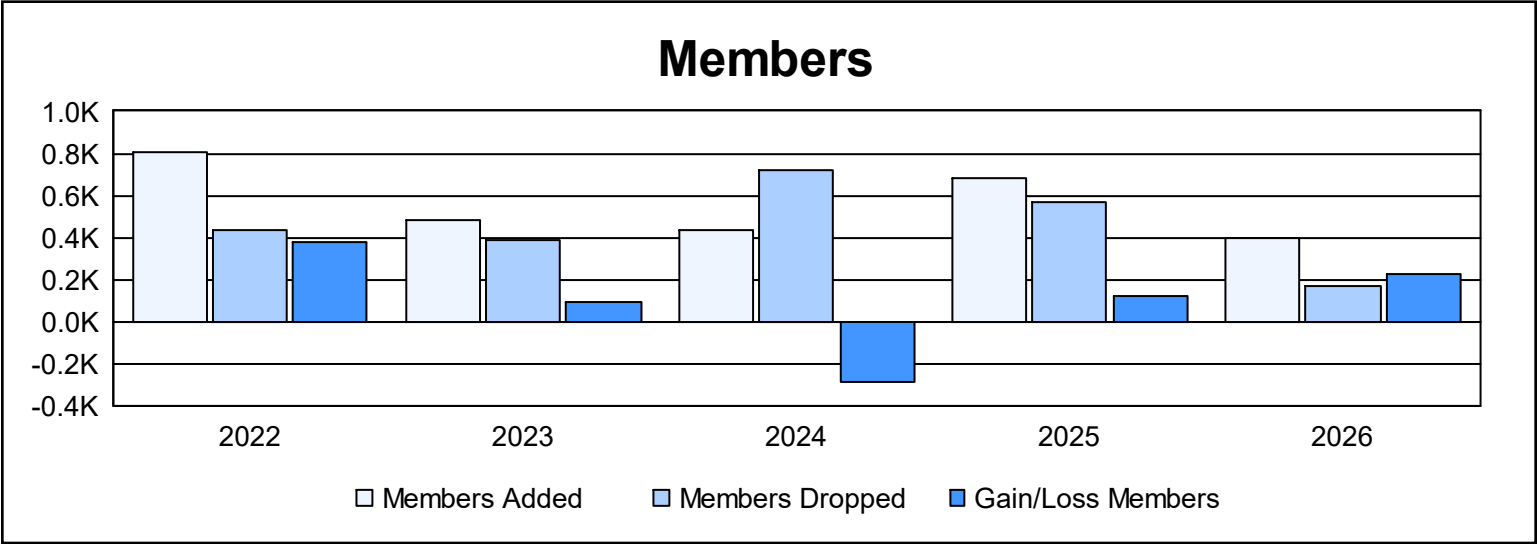
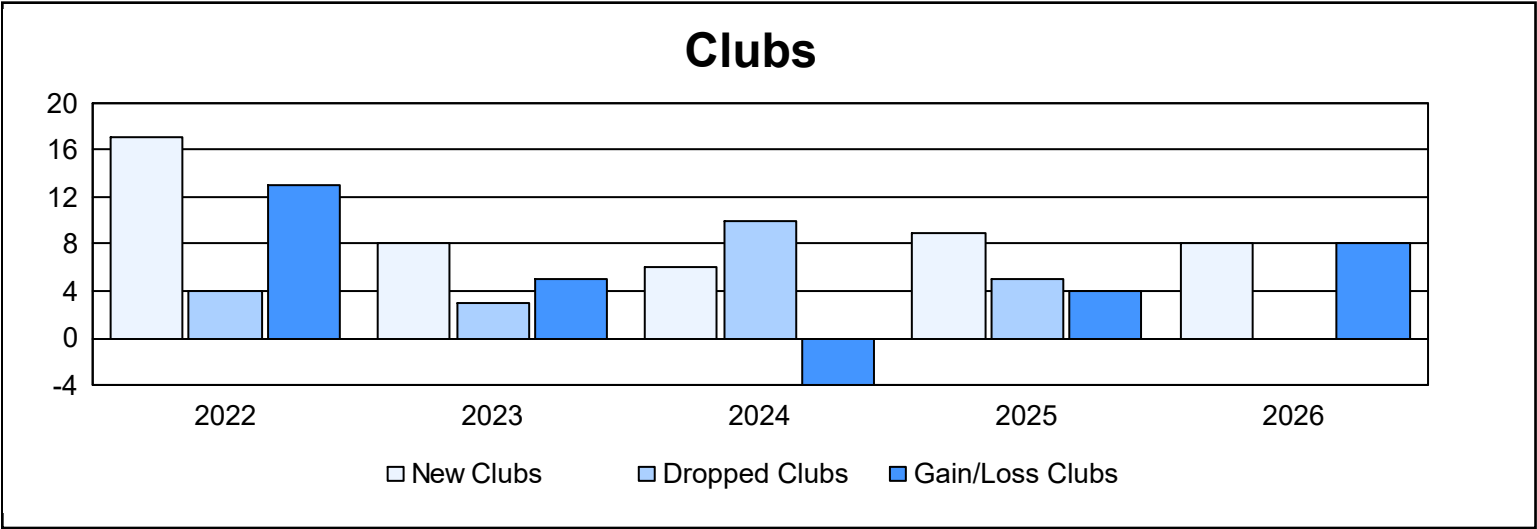
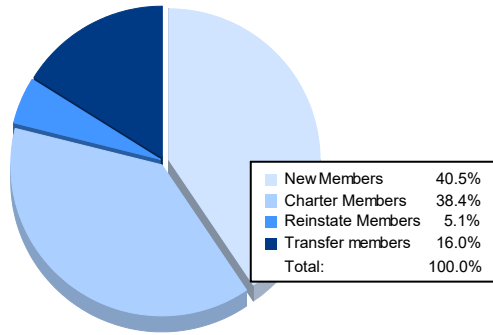


| Year      | New Clubs | Dropped Clubs | Gain/ Loss Clubs | New Members | Charter Members | Reinstate Members | Transfer Members | Total Member Added | Total Members Dropped | Gain/ Loss Members |
|-----------|-----------|---------------|------------------|-------------|-----------------|-------------------|------------------|--------------------|-----------------------|--------------------|
| 2021-2022 | 17        | 4             | 13               | 378         | 406             | 13                | 10               | 807                | 430                   | 377                |
| 2022-2023 | 8         | 3             | 5                | 283         | 175             | 10                | 10               | 478                | 383                   | 95                 |
| 2023-2024 | 6         | 10            | -4               | 249         | 151             | 18                | 14               | 432                | 723                   | -291               |
| 2024-2025 | 9         | 5             | 4                | 289         | 261             | 91                | 43               | 684                | 566                   | 118                |
| 2025-2026 | 8         | 0             | 8                | 159         | 151             | 20                | 63               | 393                | 170                   | 223                |
| Average   | 10        | 4             | 5                | 272         | 229             | 30                | 28               | 559                | 454                   | 104                |



### Membership Composition October 2025 Cumulative



### Gender Composition October 2025 Cumulative

